



Western Cape
Government

Agriculture

BETTER TOGETHER.

2021

SIZA Monitoring & Evaluation Report

Quarterly Update Report – Q1 2020/2021
SIZA Environmental



Contents

SIZA Data Platform update.....	0
Scope of the report.....	0
A. Quarterly Report – Q1 2020/2021.....	1
1. SIZA Environmental Membership breakdown.....	1
1.1. Active members.....	1
1.2. Primary members.....	1
1.3. Active members per type.....	2
2. New members / Renewals.....	3
2.1. New member registration.....	3
2.2. Member Renewals – Quarterly report.....	3
3. Membership per industry.....	4
4. SIZA Membership – Worker Summary.....	5
5. Self-Assessment Questionnaire (SAQ).....	6
5.1. SAQ’s per period.....	6
6. Audit Information.....	7
7. Enviro 2 nd Party Verifications.....	8
7.1. Verification Improvements.....	8
B. SIZA Best Practice Program.....	10
C. SIZA Market Acceptance.....	11

SIZA Data Platform update

The MySIZA development have been completed and implemented since June 2020. The new platform development gives a comprehensive overview of data and the graphical features are upmarket and modern. Risks are easily defined and visible to all members to ensure that continuous improvement can take place beyond the audit process.

As part of the drive for continuous improvement, SIZA launched the second-party verification programme. The aim of the second-party verification process is to verify the environmental self-assessment questionnaire (SAQ) and to assist suppliers with technical support and advice to improve environmental practices. Second-party verification is based on an annual sample size of 25% of approved environmental SAQ's.

SIZA also offers a third party audit approach which is not a pass or fail exercise, but rather a benchmark for producers to measure their compliance against South African environmental laws and globally recognised good agricultural practices by driving continuous improvement. With the objectives of eliminating duplication, driving a cost- and time effective approach, and providing better transparency to stakeholders on a global scale, the SIZA Environmental audit can be conducted either as a stand-alone or a combined solution audit together with the GLOBALG.A.P. Integrated Farm Assurance (IFA) standard. While the respective audits may take place at the same time, two separate and comprehensive reports will be issued, and the SIZA Environmental Audit Report will be uploaded to the MySIZA online platform to ensure visibility in terms of environmental compliance to all relevant stakeholders. For the convenience of buyers, data will also be displayed through the GLOBALG.A.P. platform.

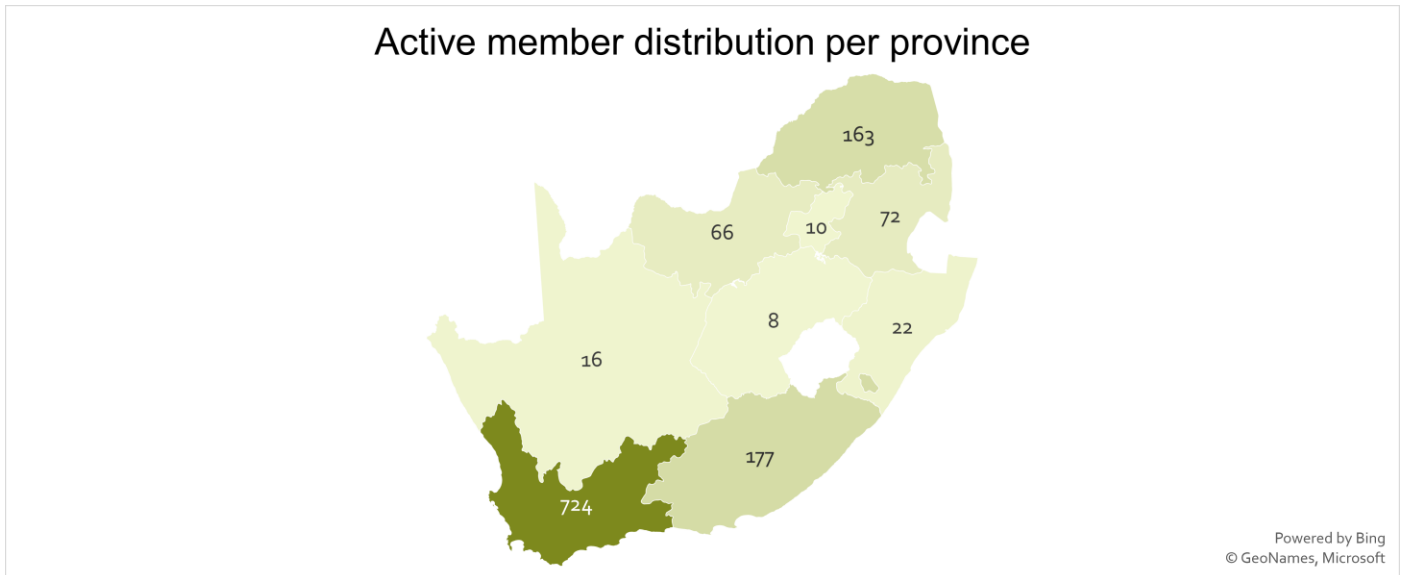
Scope of the report

Quarterly Report: 1 October 2020 – 30 September 2020

A. Quarterly Report – Q1 2020/2021

1. SIZA Environmental Membership breakdown

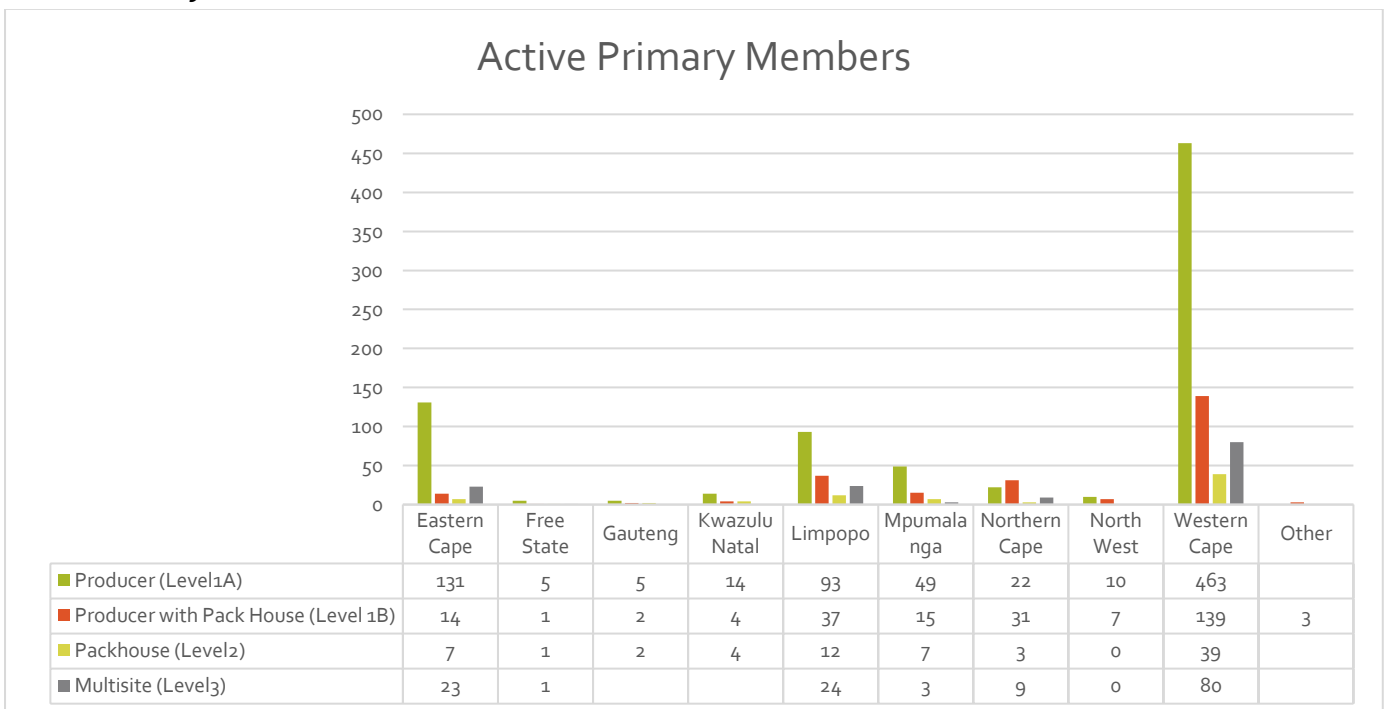
1.1. Active members



On 15 October 2020, there was 1263 members who subscribed to the SIZA environmental standard. This is 59.72% of the total amount of members on the MySIZA Platform

The Western Cape have the highest SIZA ENVIRO membership which is currently on 724 active members

1.2. Primary members

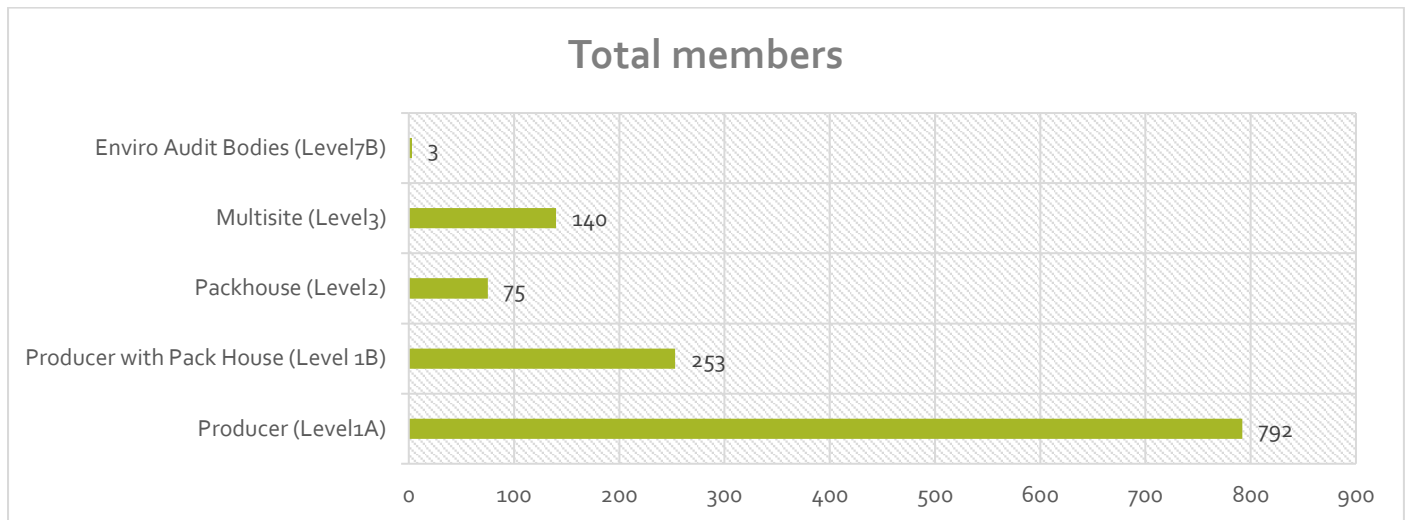


Primary member (those that qualify or would be required to undertake either the 2nd party verification or the 3rd party audit) Currently 1260 of all primary members in the SIZA membership subscribe to SIZA environmental standard – which is 63.89% of primary members.

The highest percentage of members is Level 1A – a grower with one farm and no packhouse. Level 1A currently represents 62.89% of all primary members and 463 (58.46%) of all Level1A growers with Enviro are based in the Western Cape.

The continued improvement of Environmental Management Practices on agricultural businesses in South Africa is focussed at this group

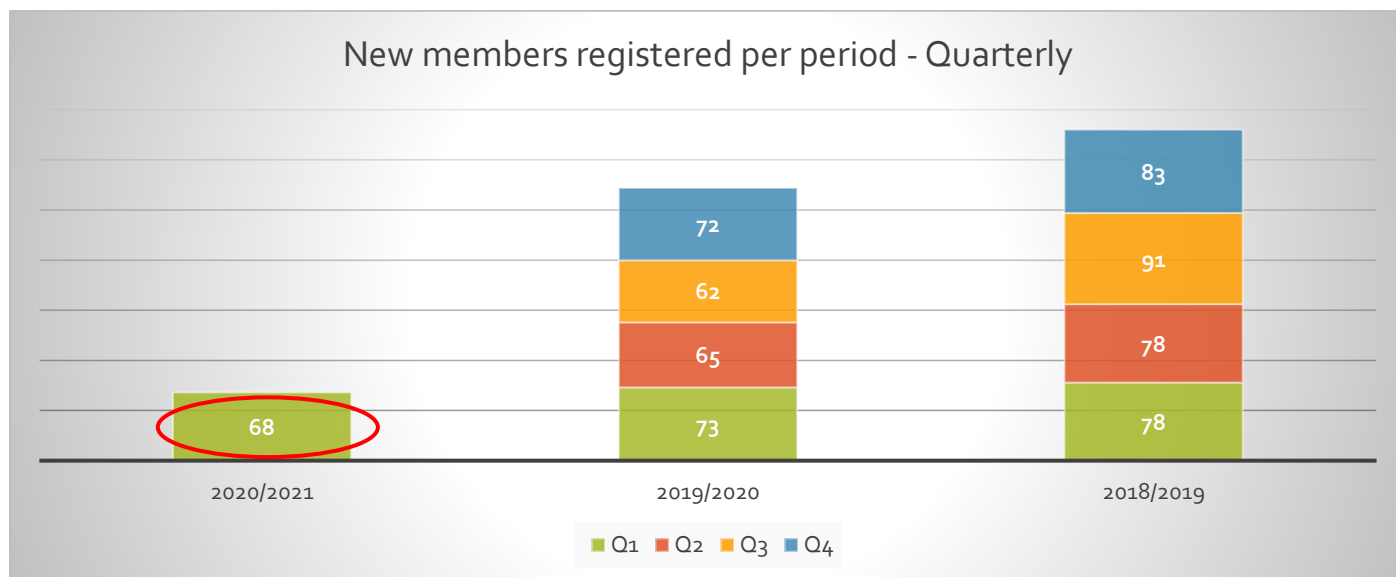
1.3. Active members per type



2. New members / Renewals

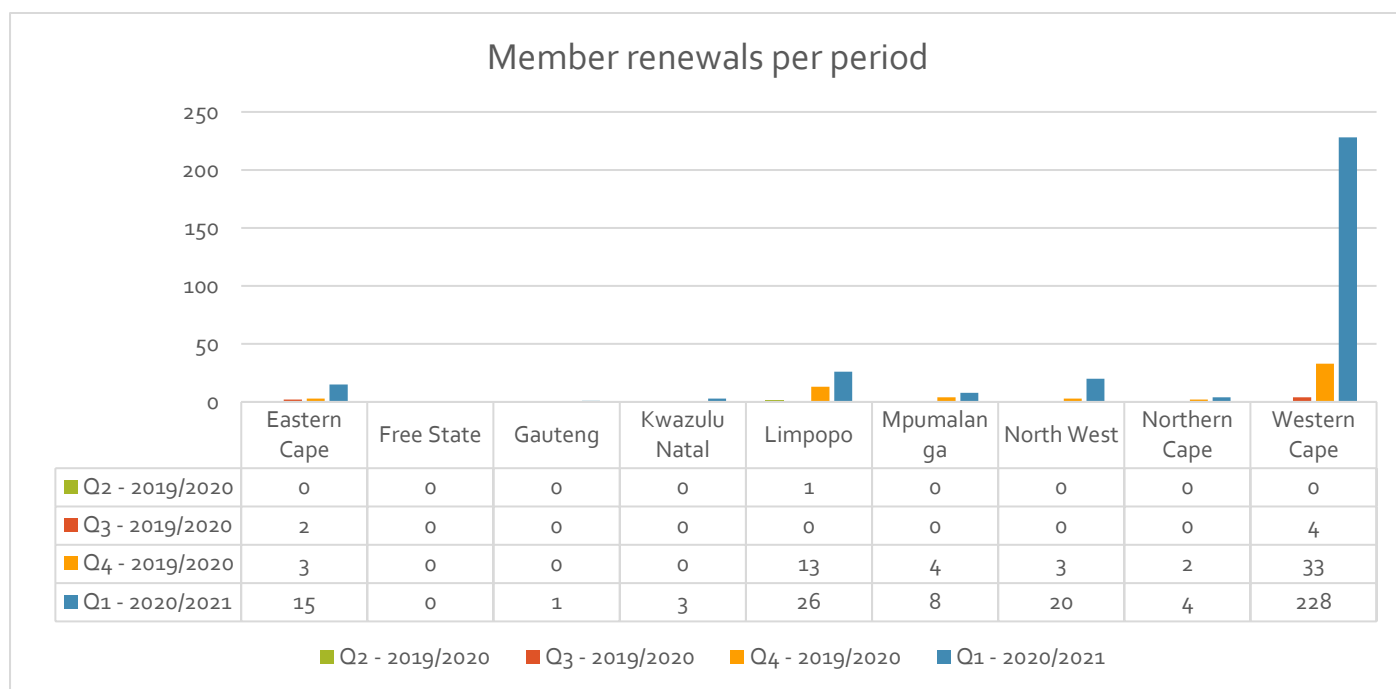
This section indicates the growth of the SIZA membership base. SIZA Environmental was implemented in 2018 as an option for membership. And have seen a steady growth over time.

2.1. New member registration



16 new members register for the environmental module in the period.

2.2. Member Renewals – Quarterly report



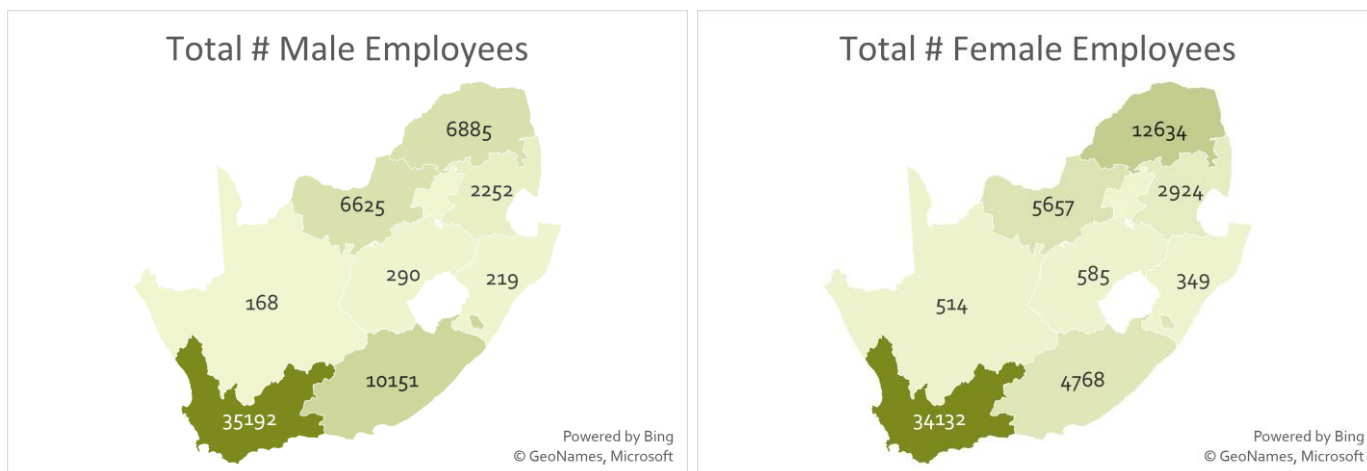
In Q1 of 2020/2021 a total of 308 members renewed their SIZA subscription that included the environmental standard. There was 228 in the Western Cape which accounted for 74% of renewals.

3. *Membership per industry*

Industry	30 June 2019	30 September 2019	31 December 2019	31 March 2020	
Citrus	24.56%	24.29%	24.13%	24.24%	↑
Pomefruit	15.67%	15.42%	15.58%	15.48%	↓
Stonefruit	14.41%	14.43%	14.29%	14.05%	↓
Table Grapes	12.25%	12.26%	11.94%	11.84%	↓
Mangoes	0.67%	0.70%	0.78%	0.81%	↑
Litchis	0.97%	1.06%	1.03%	1.03%	-
Avocado	3.99%	3.97%	3.98%	4.01%	↑
Cherries	0.97%	0.96%	1.00%	0.99%	↓
Pomegranates	1.56%	1.54%	1.69%	1.65%	↓
Berries	3.29%	3.36%	3.64%	3.48%	↓
Olives	0.60%	0.61%	0.66%	0.68%	↑
Dried Fruit	0.77%	0.74%	0.75%	0.78%	↑
Canning Fruit	0.67%	0.64%	0.66%	0.68%	↑
Flowers	0.67%	0.64%	0.75%	0.81%	↑
Vegetables incl. Potatoes	3.66%	4.45%	4.42%	4.57%	↑
Wine	3.69%	3.71%	3.64%	3.60%	↓
Grain	0.47%	0.45%	0.47%	0.53%	↑
Meat / Dairy	1.26%	1.26%	1.22%	1.21%	↓
Other	9.88%	9.88%	9.37%	9.57%	↑

With the development of the new platform, the breakdown of industry and commodities have been improved and expanded to ensure that it covers all commodity sectors. SIZA encourage all its members to update the industry fields so that the data can be processed in the near future.

4. SIZA Membership – Worker Summary



The following summary seeks to present information relating to farm workers involved with the SIZA program. Data was obtained from ‘approved’ SAQ’s for the period 1 October 2019 – 30 September 2020

During the SAQ’s, primary members are asked to complete a table and list the following:

- Permanent (Male and Female)
- Temporary (Male and Female)
- Migrant (Male and Female) – “This worker type is a foreign National which do not hold South African passport and would need legal authorization to work in South Africa e.g. Lesotho or Zimbabwean workers”
- Agency (Male and female) – “This worker type is recruited and paid via a 3rd party e.g. Labour Brokers, Labour Service Providers, Temporary Employment Service Provider or Sub Contractor”

The table below indicates the worker distribution per province and worker type.

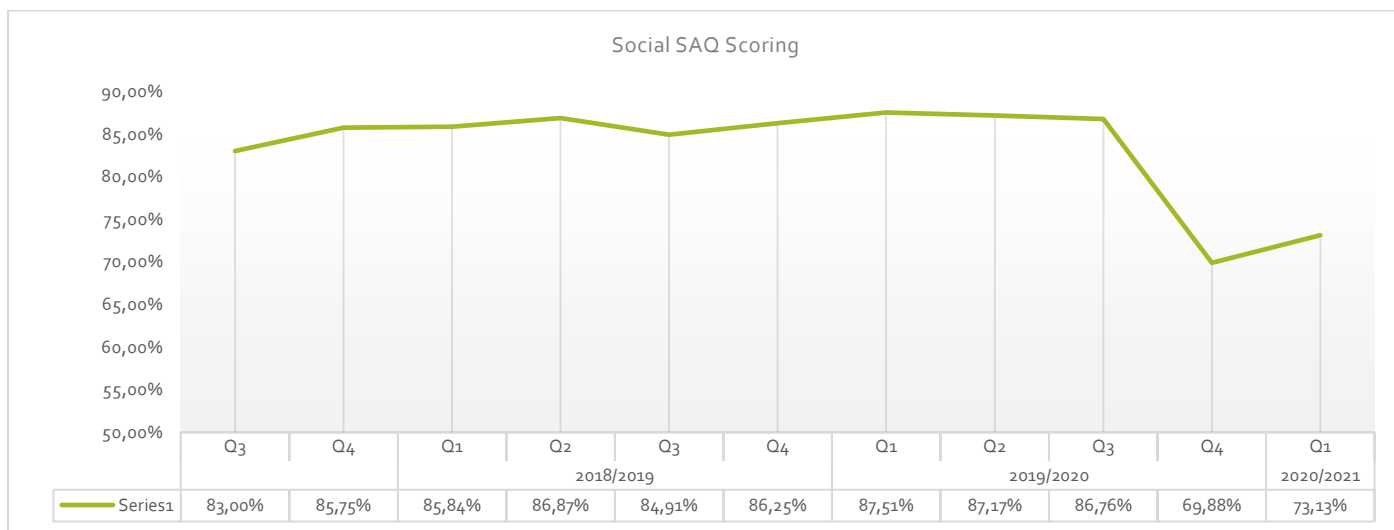
<i>Province</i>	<i>Permanent</i>	<i>Temporary</i>	<i>Migrant</i>	<i>Agency</i>	<i>Total</i>
<i>Other</i>	146	625	0	0	771
<i>Eastern Cape</i>	3668	9865	1293	93	14919
<i>Free State</i>	210	665	0	0	875
<i>Gauteng</i>	21	24	0	0	45
<i>Kwazulu Natal</i>	293	275	0	0	568
<i>Limpopo</i>	6730	12009	780	0	19519
<i>Mpumalanga</i>	1819	3261	91	5	5176
<i>North-West</i>	1691	10589	2	0	12282
<i>Northern Cape</i>	102	443	137	0	682
<i>Western Cape</i>	21232	45481	1238	1373	69324
Total	35912	83237	3541	1471	124161

Western Cape accounts for the highest number of employee’s due to the large number of memberships that is based in the Western Cape. 55.83% of all farm workers is Western Cape based.

5. Self-Assessment Questionnaire (SAQ)

The purpose of SAQ's are for the primary members to have an opportunity for self-evaluation. It is also important for the auditing process as the auditors will be using the SAQ information as a benchmark during the 3rd party audit. SAQ's are also used as a tool for between audit period monitoring.

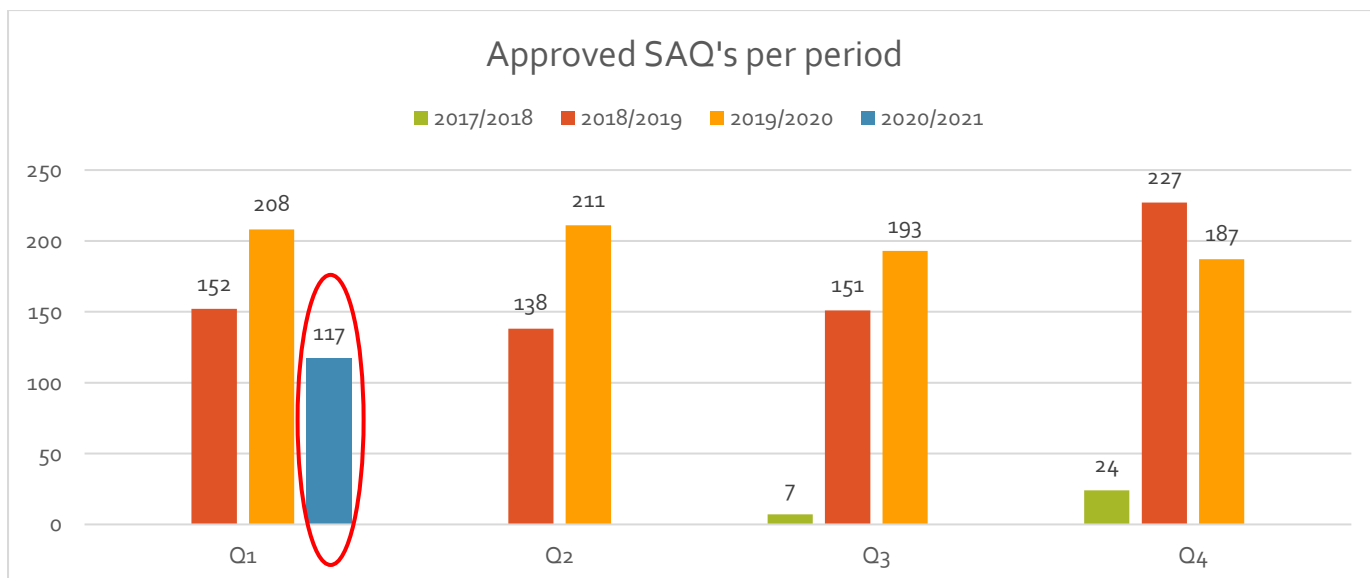
The SAQ indicates growth and improvement from year to year as the primary members are required to complete a SAQ on an annual basis. The SIZA platform allows feedback to the member by means of a risk indicator.



The average score obtained for all approved Enviro SAQ's in Q1 of 2020/2021 is standing on 80.67%. There has been a constant improvement of the performance due to a focussed strategy and driving continuous improvement.

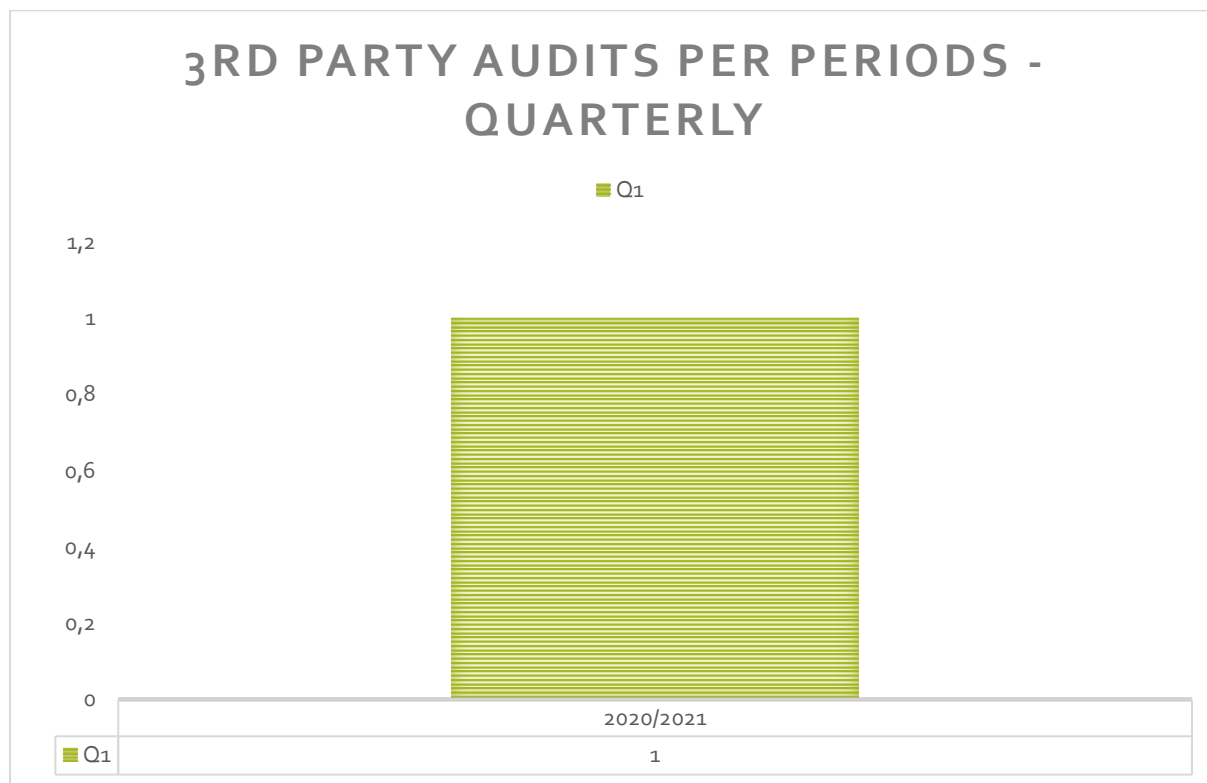
5.1. SAQ's per period

Members are required to complete Enviro SAQ on the SIZA data platform. Members need to have an 'Approved' SAQ before they can qualify to be audited. It is also a requirement to submit SAQ annually. An SAQ with 'Approved' status means it has been reviewed and approved by SIZA.



In Q1 of 2020/2021 117 SAQ's was approved.

6. **3RD Party Audit Information**



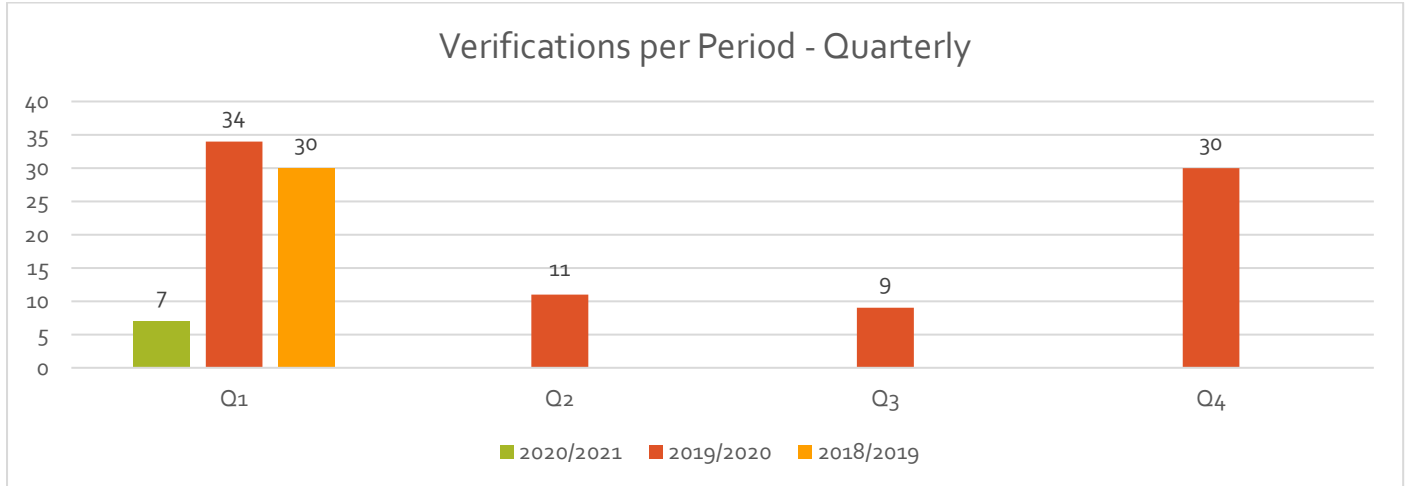
In Q1 of 2020/2021 a first ever 3rd party SIZA environmental audit was scheduled and conducted. The member obtained a platinum rating for the audit. SIZA members have an option to do the SIZA environmental 3rd party audit as a standalone or combined with their annual GlobalG.A.P. P IFA audit

A further eight (8) 3rd party audits have since been scheduled for the next few months.

As there is more data in future detailed analysis of problematic areas will be identified.

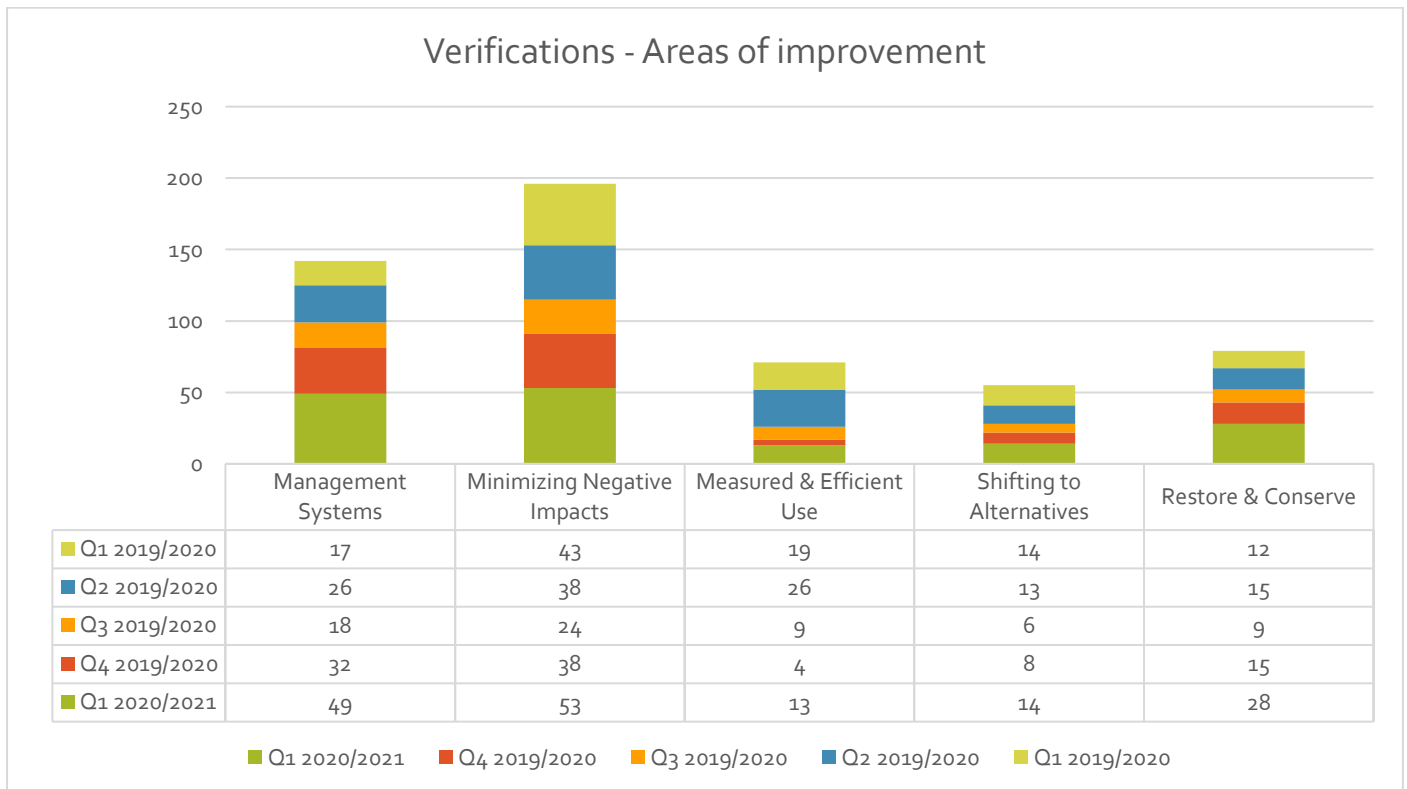
7. Enviro 2nd Party Verifications

Since September 2019 members had the option to be selected for 2nd party verification as part of sample-based program depending on the requirements of the market they supplied. A total of 121 verifications have already been conducted by SIZA verifiers. In Q1 2020/2021 7 verifications have been completed



7.1. Verification Improvements

With the 121 verifications that have been conducted in the last few months, it has given SIZA a clear view on areas for improvement.



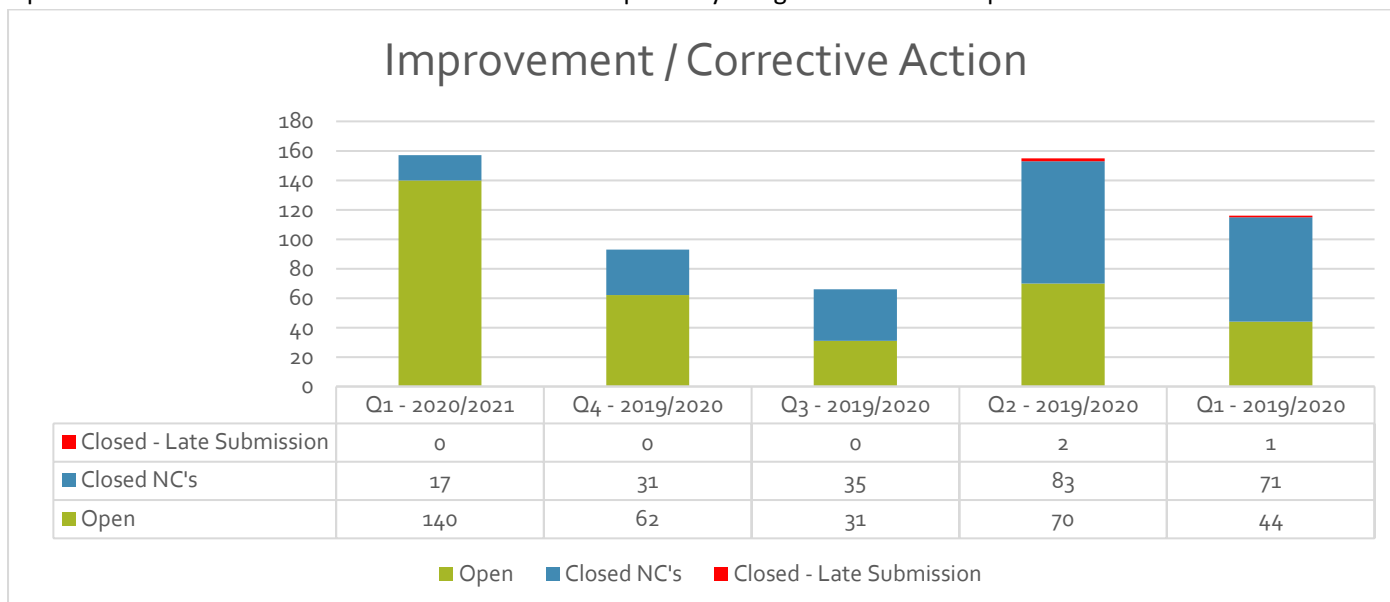
Minimizing Negative impacts is the area where the biggest need for improvements have been identified. Overall, it contributes to 36.10% however in Q1 2020/2021 we have seen a slight decrease to 33.76%. Second in line is to improve around Management systems.

SIZA being a continuous improvement program have the focus to drive improvements on any findings during audits or verifications. The below graph can show that majority of improvements that have been identified is being closed as time goes.

Period	Open NC's	Closed - Late Submission	Closed
Q1 - 2020/2021	89.17%	0.00%	10.83%
Q4 - 2019/2020	66.67%	0.00%	33.33%
Q3 - 2019/2020	0.00%	0.00%	53.03%
Q2 - 2019/2020	0.00%	1.29%	53.55%
Q1 - 2019/2020	37.93%	0.86%	61.21%

The graph below clearly shows how improvements have been attended to over time by the growers.

Open NC's are where there is still corrective action required by the grower to show improvement.



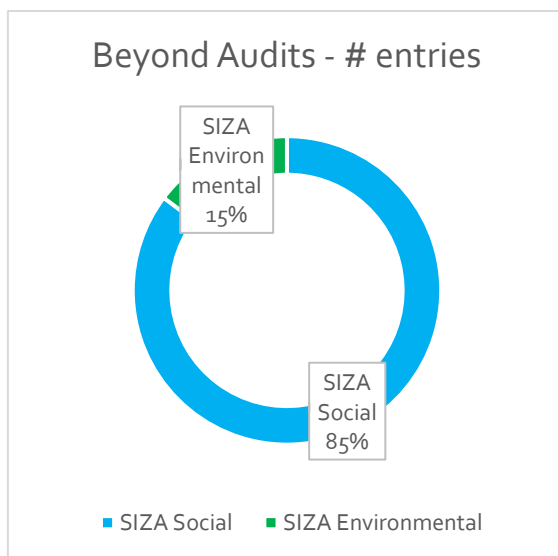
B. SIZA Best Practice Program

SIZA announced an exciting new addition to the SIZA programme – BEYOND AUDITS in Q2 – 2018/2019 (16 October 2018).

Auditing has been a catalyst for driving sustainable change in the global supply chain for several years. The number of workplace violations were reduced through a principle of driving continuous improvement. Conducting audits on farms, pack houses, processing facilities and workplaces in general have provided objective measurement, to benchmark progress. Yet auditing is not the only solution. The Beyond Audit online programme will give producers the opportunity to show best practice areas where they feel they have reached more than compliance, create value and sustain practices beyond the audit process.

Once the details have been uploaded to the platform, SIZA will review these best practices and if approved, it will reflect as a Beyond Audit program in the producer’s member listing on the platform. It will also, together with other data, be visible to linked members (exporters, importers and retailers) of choice. With this initiative we aim to showcase best practices of suppliers and at the same time try to create a balanced view of ethical (social) assurance practices in agriculture.

To date there have been 129 growers that used this service to upload a Beyond Audit listing combined Social and Environmental. In total 441 entries have been approved. Some is awaiting confirmation, and some have been rejected. SIZA Social seems to attract most listings and currently holds 85% of all the listings (376)



Data used for Beyond audits was from Q3 – 2020 due to data migration on this not yet being 100% completed

C. SIZA Market Acceptance

SIZA has always positioned itself to be the preferred Social and Environmental standard for suppliers from South Africa. It is in line with SIZA vision to avoid audit duplication where possible and to save time and cost, whilst still being able to identify areas of risk in the industry and work towards the goal of continuous improvement.

Market acceptance is therefore one of the key measurable objectives to monitor growth but also to maintain the current acceptance throughout the world.

Currently SIZA provide supplier information when suppliers give SIZA permission to do so. Visibility is provided via 4 platforms at this stage

- via the SIZA Data platform
- via the SEDEX Data Platform
- via a link on the GlobalG.A. P database
- via ITC Map

SIZA acceptance have also grown in terms of businesses and industries that is accepting SIZA audits and recognizing primary members ethical trade performance against the SIZA standard.

Current acceptance is through

- Exporters
- Importers
- Retailers
- Manufacturing / Processing Facilities
- Storage / Distribution Facilities
- Wholesalers
- Restaurants

SIZA will continue to monitor the market growth and continuously engage with new markets for further acceptance.